





Superheroes Wear Leos Dist 5 Qualifier

Meet Results

Women / 2 / All
Session: 1

Sep 25-26, 2021

Judge's Signatures





Rank	Num	Name	Gym					AA
1	293	Jennifer Liu	AIM Athletics	9.700 1	9.900 1	9.400 2T	9.300 2	38.300 1
2	366	Kamille Hill	Maximum Athletics	9.350 5T	9.350 17T	9.475 1	9.375 1	37.550 2
3	303	Kyndal VanDuiwendyk	AIM Athletics	9.400 2T	9.550 10T	9.250 6	9.075 7	37.275 3
4	373	Avery Launikitis	Maximum Athletics	9.350 5T	9.675 7	9.225 7T	9.000 14	37.250 4
5	170	Aubrey Jones	Brazos Valley Gymnas	9.100 14T	9.875 2	9.050 16T	9.200 4T	37.225 5
6T	316	Kendall Evans	K2 Academy	8.700 32T	9.750 3	9.350 4	9.200 4T	37.000 6T
6T	397	Lily Zapata	Maximum Athletics	9.100 14T	9.700 4T	9.150 11T	9.050 8T	37.000 6T
8	162	Cherish Cherry	Brazos Valley Gymnas	9.400 2T	9.325 21	9.050 16T	9.175 6	36.950 8
9	313	Harper Birch	K2 Academy	8.850 25T	9.600 9	9.225 7T	9.025 11T	36.700 9
10	343	Addison Lehde	Thunder Elite	9.150 11T	9.275 23T	9.000 21T	9.250 3	36.675 10
11	338	Zoey Greig	Thunder Elite	9.150 11T	9.225 29T	9.150 11T	9.050 8T	36.575 11
12	310	Vivian Willis	AIM Athletics	8.800 28	9.700 4T	9.300 5	8.750 22T	36.550 12
13T	456	Hallie Brunson	Thunder Elite	9.350 5T	9.450 14T	9.000 21T	8.675 27T	36.475 13T
13T	345	Emma Ofczarzak	Thunder Elite	9.250 9	9.150 33T	9.200 9T	8.875 16	36.475 13T
15	270	Laynie Barton	AIM Athletics	9.350 5T	9.100 38T	9.200 9T	8.725 25	36.375 15
16	359	Camille Crum	Maximum Athletics	8.950 19T	9.550 10T	8.800 31	9.025 11T	36.325 16
17	367	Ashley Huber	Maximum Athletics	8.900 22T	9.350 17T	9.000 21T	8.750 22T	36.000 17
18	175	Audrey Prcin	Brazos Valley Gymnas	8.600 35	9.650 8	8.900 27T	8.775 21	35.925 18
19	315	Harper Enriquez	K2 Academy	7.700 53	9.700 4T	9.400 2T	9.050 8T	35.850 19
20	168	Veronica Holloway	Brazos Valley Gymnas	9.050 16T	9.200 31T	8.950 25T	8.450 37	35.650 20
21	386	Angelina Robinson	Maximum Athletics	8.400 38T	9.450 14T	8.950 25T	8.825 19	35.625 21
22	324	Cami Smith	K2 Academy	8.750 29T	9.300 22	8.975 24	8.525 33	35.550 22
23T	342	Riley Jones	Thunder Elite	8.900 22T	9.550 10T	8.350 48	8.550 30T	35.350 23T
23T	447	Lydia Valleskey	Bannon's	9.200 10	8.375 54	9.100 13T	8.675 27T	35.350 23T
23T	181	Adelyn Sosa	Brazos Valley Gymnas	8.700 32T	9.100 38T	8.650 37T	8.900 15	35.350 23T

Superheroes Wear Leos Dist 5 Qualifier

Meet Results

Women / 2 / All
Session: 1

Sep 25-26, 2021





Rank	Num	Name	Gym					AA
26	264	Ayla Molanders	East Texas Twisters	9.400 2T	8.650 53	8.725 36	8.550 30T	35.325 26
27T	334	Maddie Dock	Thunder Elite	9.150 11T	9.000 46	8.750 33T	8.200 43T	35.100 27T
27T	335	Natalie Fernandez	Thunder Elite	9.050 16T	8.800 52	8.650 37T	8.600 29	35.100 27T
29	321	Penny Hooton	K2 Academy	8.950 19T	9.150 33T	9.050 16T	7.900 51T	35.050 29
30	179	Eisley Simon	Brazos Valley Gymnas	8.850 25T	9.050 44T	8.600 41T	8.500 34	35.000 30
31	322	Skylar O'Quin	K2 Academy	8.850 25T	8.900 50	8.750 33T	8.375 40	34.875 31
32	442	Catherine Power	Bannon's	8.950 19T	9.250 27T	8.650 37T	8.000 50	34.850 32
33	383	Chloe McNeil	Maximum Athletics	7.850 49	9.250 27T	8.900 27T	8.800 20	34.800 33
34	284	Janese Hinds	AIM Athletics	8.150 44	9.275 23T	9.100 13T	8.175 45	34.700 34
35	443	Marilyn Richardson	Bannon's	8.700 32T	8.975 47	8.500 45	8.425 38T	34.600 35
36	452	Sarah Nobinger	Bannon's	8.250 43	9.100 38T	8.850 29T	8.225 42	34.425 36
37	317	Emma Fisher	K2 Academy	8.500 36	9.150 33T	8.300 49T	8.425 38T	34.375 37
38	314	Claire Bogan	K2 Academy	8.750 29T	9.100 38T	8.650 37T	7.800 53T	34.300 38
39	323	Gracie Owens	K2 Academy	8.050 46	9.475 13	9.100 13T	7.600 56T	34.225 39
40	173	Layla Mosqueda	Brazos Valley Gymnas	7.800 50T	8.925 49	8.600 41T	8.850 17T	34.175 40
41	372	River Lackey	Maximum Athletics	7.750 52	9.350 17T	9.050 16T	7.900 51T	34.050 41
42	261	Payton Brock	East Texas Twisters	8.400 38T	9.100 38T	8.300 49T	8.150 46T	33.950 42
43	369	Kayden Kepner	Maximum Athletics	7.100 57	9.125 36T	8.850 29T	8.850 17T	33.925 43
44	331	Ellie Mae Cheshire	Thunder Elite	8.100 45	9.275 23T	8.300 49T	8.200 43T	33.875 44
45T	327	Adelyn Ballew	Thunder Elite	9.000 18	9.200 31T	8.400 46T	7.250 59	33.850 45T
45T	182	Elle Varisco	Brazos Valley Gymnas	8.350 40T	8.825 51	8.200 53T	8.475 35T	33.850 45T
47	306	Tinley Western	AIM Athletics	8.350 40T	9.100 38T	8.200 53T	8.150 46T	33.800 47
48	360	Finley Dagg	Maximum Athletics	7.800 50T	8.950 48	8.200 53T	8.550 30T	33.500 48
49	344	Charlie Nadeau	Thunder Elite	8.450 37	7.450 58	8.775 32	8.750 22T	33.425 49
50T	436	Taylor Grimes	Bannon's	8.750 29T	9.275 23T	7.800 58	7.325 58	33.150 50T

Superheroes Wear Leos Dist 5 Qualifier

Meet Results

Women / 2 / All
Session: 1

Sep 25-26, 2021

Rank	Num	Name	Gym					AA
50T	177	Paisley Roebuck	Brazos Valley Gymnas	7.350 56	9.125 36T	8.200 53T	8.475 35T	33.150 50T
52	277	Rebecca Bryant	AIM Athletics	6.450 59	9.225 29T	8.525 44	8.700 26	32.900 52
53	265	Brooke Puckett	East Texas Twisters	7.000 58	9.050 44T	9.050 16T	7.600 56T	32.700 53
54	351	McKenna White	Thunder Elite	7.900 48	7.900 57	8.600 41T	8.150 46T	32.550 54
55	446	Zoey Simecek	Bannon's	8.900 22T	8.250 55	8.100 57	7.200 60	32.450 55
56	296	Charli McBride	AIM Athletics	7.600 54	9.350 17T	7.050 59	8.350 41	32.350 56
57	263	Adalee McGuire	East Texas Twisters	8.350 40T	7.050 59	8.750 33T	8.100 49	32.250 57
58	437	Sophia Guerra	Bannon's	8.000 47	8.100 56	8.300 49T	7.650 55	32.050 58
59	318	Olivia Fisher	K2 Academy	6.000 60	9.450 14T	8.400 46T	7.800 53T	31.650 59
60	299	Claire Phan	AIM Athletics	7.400 55	0.000 60	0.000 60	9.025 11T	16.425 60